



# Tempest - Look 2 (Top & Pant Set)

Final Illustration:



Technical Flats:



# Tempest – Look 2 (Cutters Must)

Brand	Macy Bell Design – Custom
Style No.	Look 2 – Top & Pant Set
Fabric Content	Silk (Raw,Crepe,Hemp)
Fabric Width	45”, 55”, 58”
Notes	To be dyed

Marker Date	2/8/18	Size Range				
Prod Date	2/15/18	XS	S	M	L	XL
Cut #	1	2	4	6	8	10
Consumption	1 – Custom	X				
Sample Size	“Gillian”					

## Production Steps:

\*Pieces are Cut, Pressed w/ fusible, & dart\*


### TOP

- 1) Straight stitch bustier bodice together Of shell and lining, excluding top, bottom, & Center back seam
  - 2) Press open all seams in bustier bodice on Shell and lining
  - 3) Straight stitch top bodice pleated detail Along top seam
  - 4) Flip right side out and press
  - 5) Straight stitch shoulder “straps” on both Sides, excluding end opening
  - 6) Hand baste in horse hair to edge of Shoulder “straps”
  - 7) Turn right side out and press
  - 8) Hand baste horse hair into all vertical Seams of bustier bodice, excluding C. Back
  - 9) Edge finish C. Back bodice ruffle overlay  
\*\*Rolled Hem Finish\*\*
  - 10) Baste shoulder “straps” to bustier lining
  - 11) Baste bodice ruffle overlay to bustier Shell
  - 12) Baste bodice pleated detail to bustier Shell
  - 13) Straight stitch top seam of bustier top
  - 14) Straight stitch C.Back R&L seams on Bustier
  - 15) Press “hem” seam allowance on bustier
  - 16) Top stitch “hem” of bustier top
  - 17) Rolled Hem finish on bodice ruffle Overlay
  - 18) Hand stitch two Hook&Eye to C.Back
- ### PANT
- 19) Straight stitch side seams
  - 20) Straight stitch crotch seam & Clip
  - 21) Press open side seams
  - 22) Press S.A. of bottom of waistband
  - 23) Apply invisible zipper
  - 24) Straight stitch waistband to pant legs
  - 25) Hand stitch Hook&Eye to waistband
  - 26) Hand stitch sequin design to pant leg

Seam Allowance: .5”

Finish: Lining, No top stitching, Hand finished hem

Trims: Sequins (Navy, P. Blue, Car. Blue, Sea Spray)



# Tempest – Look 2 (Materials & Time Log)

Date:	2/8/18	Style:	Top & Pant Set – Tempest
Sizing:	Size 2	Season:	Summer 2018
Marker Yardage:	1(Raw Silk), 5(Silk Crepe), 3(H.Silk)	Allowance:	.5"
Description:	Top & Pant Set		

1. Materials	Yards
Raw Silk	1
Silk Crepe de Chine	5
Hemp Silk Charmeuse	3
Fusible Interfacing	2
Horse Hair	12
Invisible Zipper	---

2. Trimmings	Yards/#
Sequin Strands (5 Colors)	5
Hook & Eye set	3

3. Labor	Hours
Design	4
Patternmaking	8
Grading	
Cutting	5
Sewing	10
Hand Sewing	6
Pressing	4
Fittings	2
Total Hours	39

