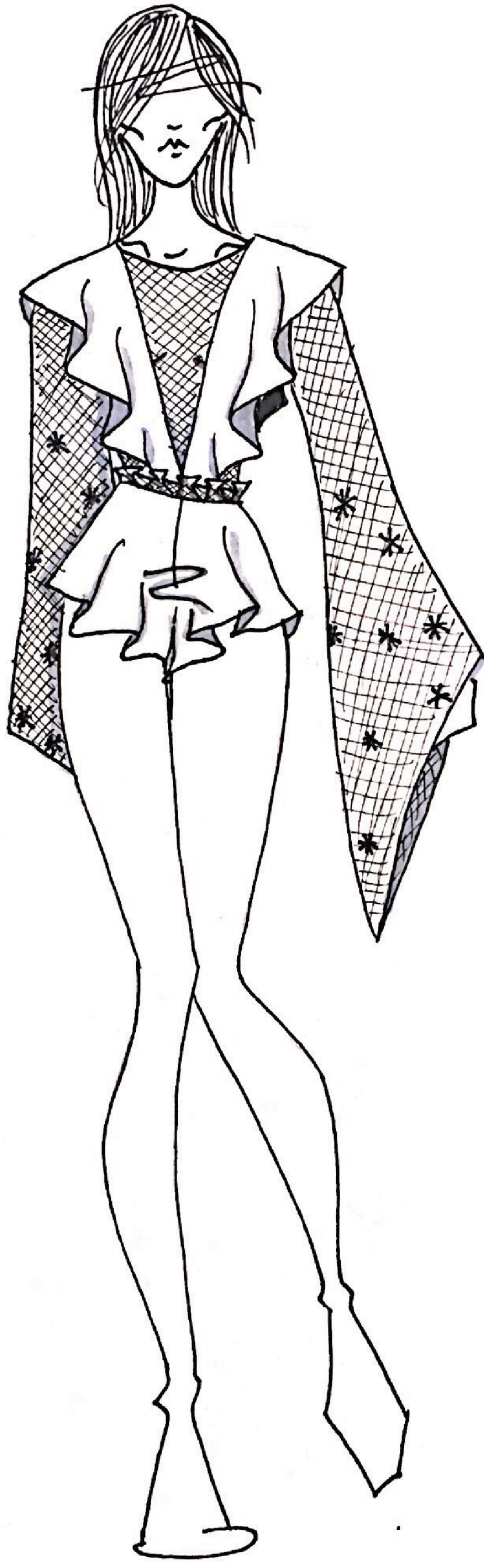
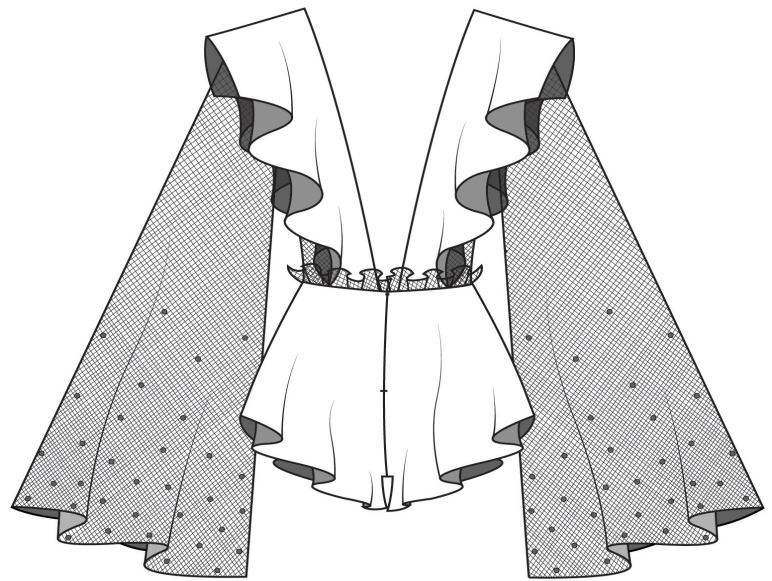
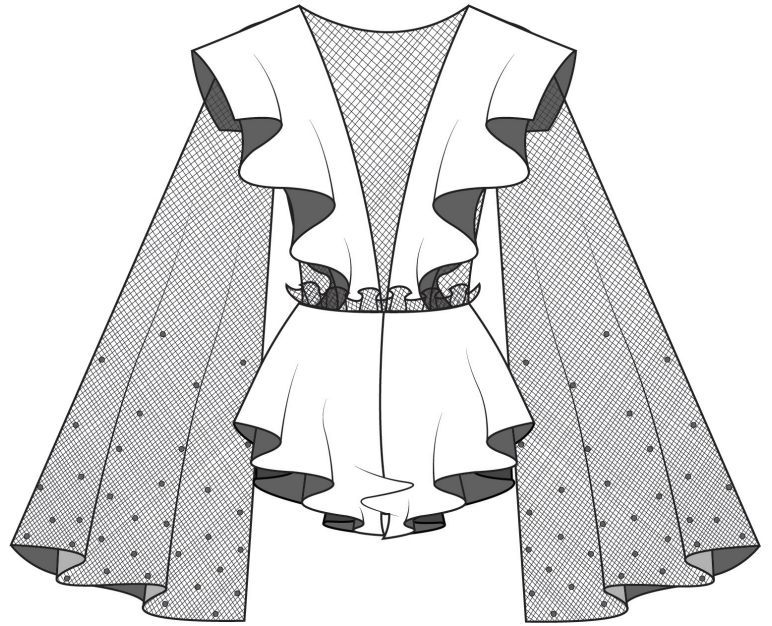


# Tempest - Look 3 (Romper)

Final Illustration:



Technical Flats:



# Tempest – Look 3 (Cutters Must)

Brand	Macy Bell Design – Custom
Style No.	Look 3 – Romper
Fabric Content	Silk Crepe, Nylon Mesh
Fabric Width	52", 58"
Notes	To be dyed

Marker Date	2/16/18	Size Range				
Prod Date	2/23/18	XS	S	M	L	XL
Cut #	1	2	4	6	8	10
Consumption	1 – Custom	X				
Sample Size	"Hannah"					

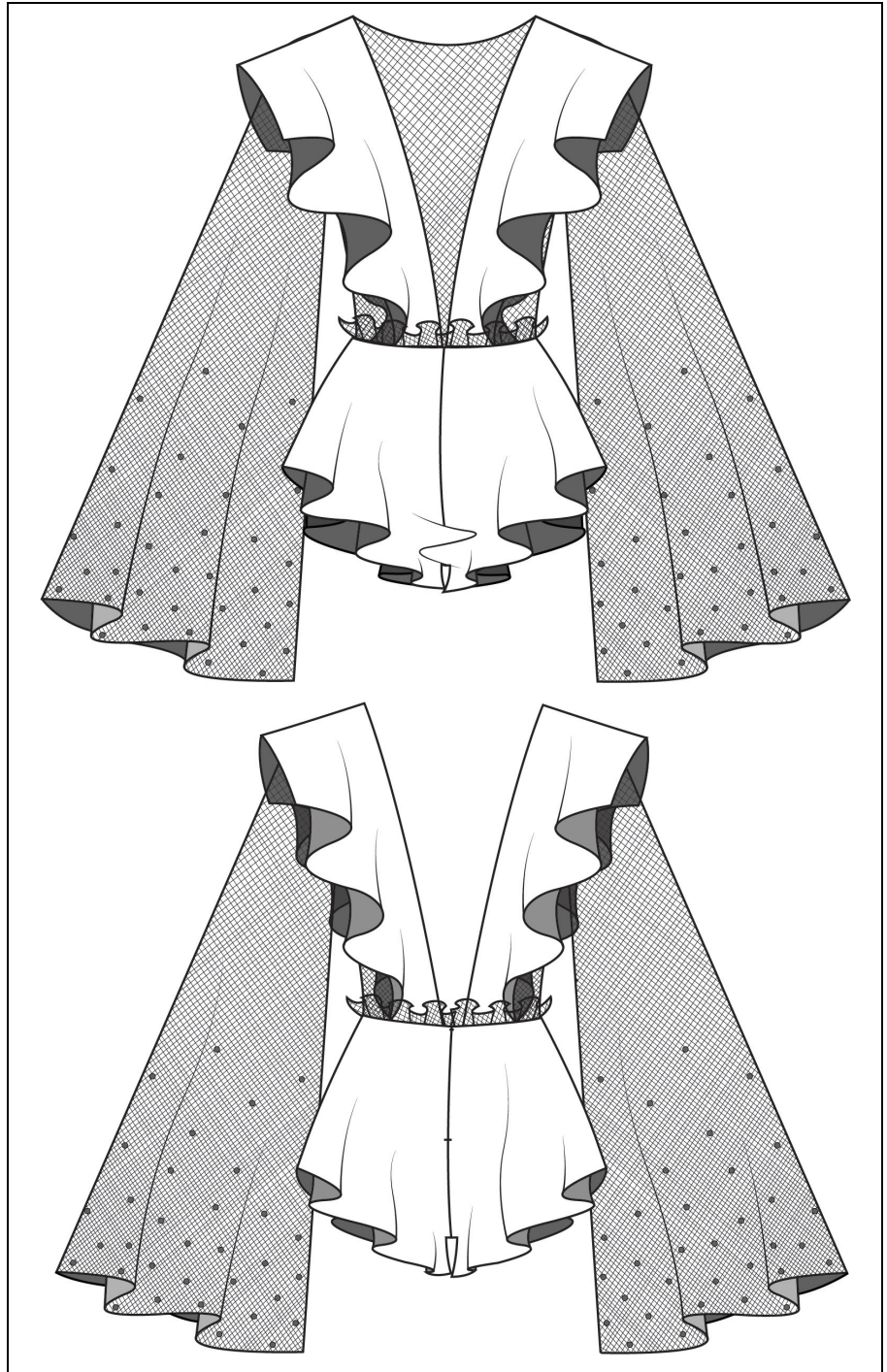
Seam Allowance: .5"

Production Steps:  
\*Pieces are Cut, Pressed w/ fusible, & dart\*

Finish: Lining, Top stitching, Cut edge on mesh

Trims: Sequins (Navy, P. Blue, Car. Blue, Sea Spray) & Beading

- TOP
- 1) Edge finish neckline of mesh with rolled Hem
  - 2) Straight stitch bodice lining together at Shoulder seam
  - 3) Straight stitch bodice ruffle together at Shoulder seam
  - 4) Straight stitch bodice shell together at Shoulder seam
  - 5) Straight stitch "center" seam from center Back to center front, enclosing mesh C.F Piece between lining and shell
  - 6) Serge mesh Side F and Side B pieces Together at shoulder seam
  - 7) Attach side mesh to C.F. & C.B. bodice by Enclosing mesh between shell and lining With top stitching
  - 8) Rolled hem finish on bodice ruffle
  - 9) Serge in sleeve cap to armhole, leaving Side seam open
  - 10) Serge side seam closed
  - 11) Baste pleated ruffle to waist seam of Bodice
- SHORTS
- 12) Stitch together side seams with French Seam method
  - 13) Insert invisible zipper
  - 14) Finish center seam with French seam Method
  - 15) Straight stitch bodice and shorts Together at waist
  - 16) Finish edge by serging
  - 17) Top stitch waistline to keep waist seam Down
  - 18) Finish hem of shorts with rolled edge Finish
  - 19) Tack waist pleats
  - 20) Hand sew sequin and beading design To sleeves





# Tempest – Look 3 (Materials & Time Log)

Date:	2/16/18	Style:	Romper – Tempest
Sizing:	Size 2	Season:	Summer 2018
Marker Yardage:	3 (crepe silk), 3(mesh)	Allowance:	.5"
Description:	Romper		

1. Materials	Yards
Crepe Silk	3
Nylon Mesh	3
Fusible Interfacing	2
Invisible Zipper	---

2. Trimmings	Yards/#
Sequin Strands (5 Colors)	1
Hook & Eye set	1

3. Labor	Hours
Design	3
Patternmaking	8
Grading	---
Cutting	4
Sewing	9
Hand Sewing	6
Pressing	3
Fittings	2
Total Hours	35

