
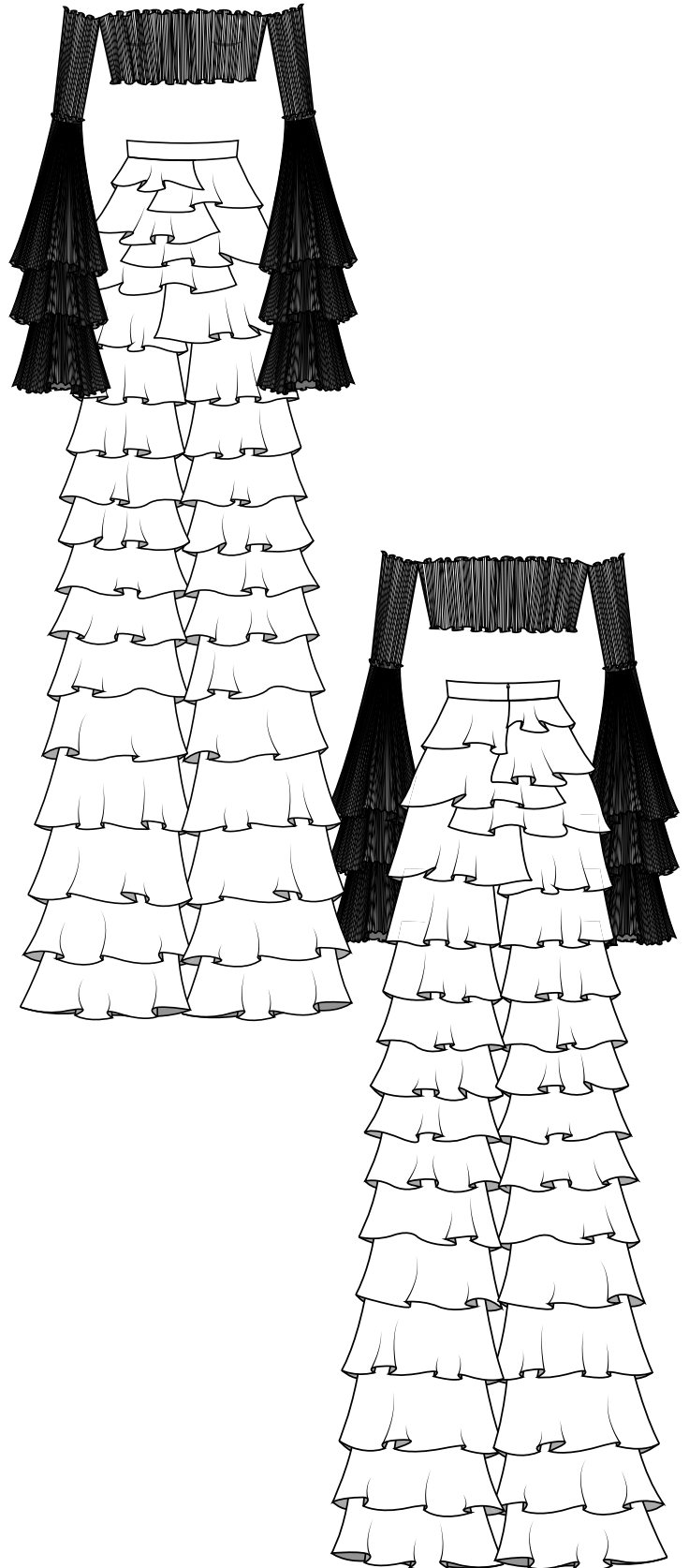


Tempest - Look 4 (Top & Pant Set)

Final Illustration:



Technical Flats:



Tempest – Look 4 (Cutters Must)

Brand	Macy Bell Design – Custom
Style No.	Look 4 – Top & Pants Set
Fabric Content	Silk Crepe de Chine, Knit
Fabric Width	52", 60"
Notes	To be dyed

Marker Date	3/1/18	Size Range				
Prod Date	3/3/18	XS	S	M	L	XL
Cut #	4	2	4	6	8	10
Consumption	1 – Custom	X				
Sample Size	"Khiana"					

Production Steps:

TOP:

- 1) All pieces are cut
- 2) Lettuce edge 2Ply Ft & Bk bodice pieces Together
- 3) Baste stitch side seams together on 301
- 4) Serge side seams to finish
- 5) Lettuce Edge finish lower sleeve ruffle. Be sure to pull as Serging to get ruffle
- 6) Baste lower sleeve ruffle to bottom of Sleeve base
- 7) Serge to finish
- 8) Lettuce Edge finish Mid slv ruffle
- 9) Lettuce Edge finish mid slv ruffle onto Sleeve base by pinching and Lettuce Serging
- 10) Repeat steps 8&9 for Upper Slv ruffle
- 11) Lettuce Edge top of slv base
- 12) Baste sleeve base together, include Lower ruffle
- 13) Serge to finish
- 14) Repeat steps 11&12 to finish Mid & Up
- 15) Tack finished sleeves to top at Side Seam/Under arm

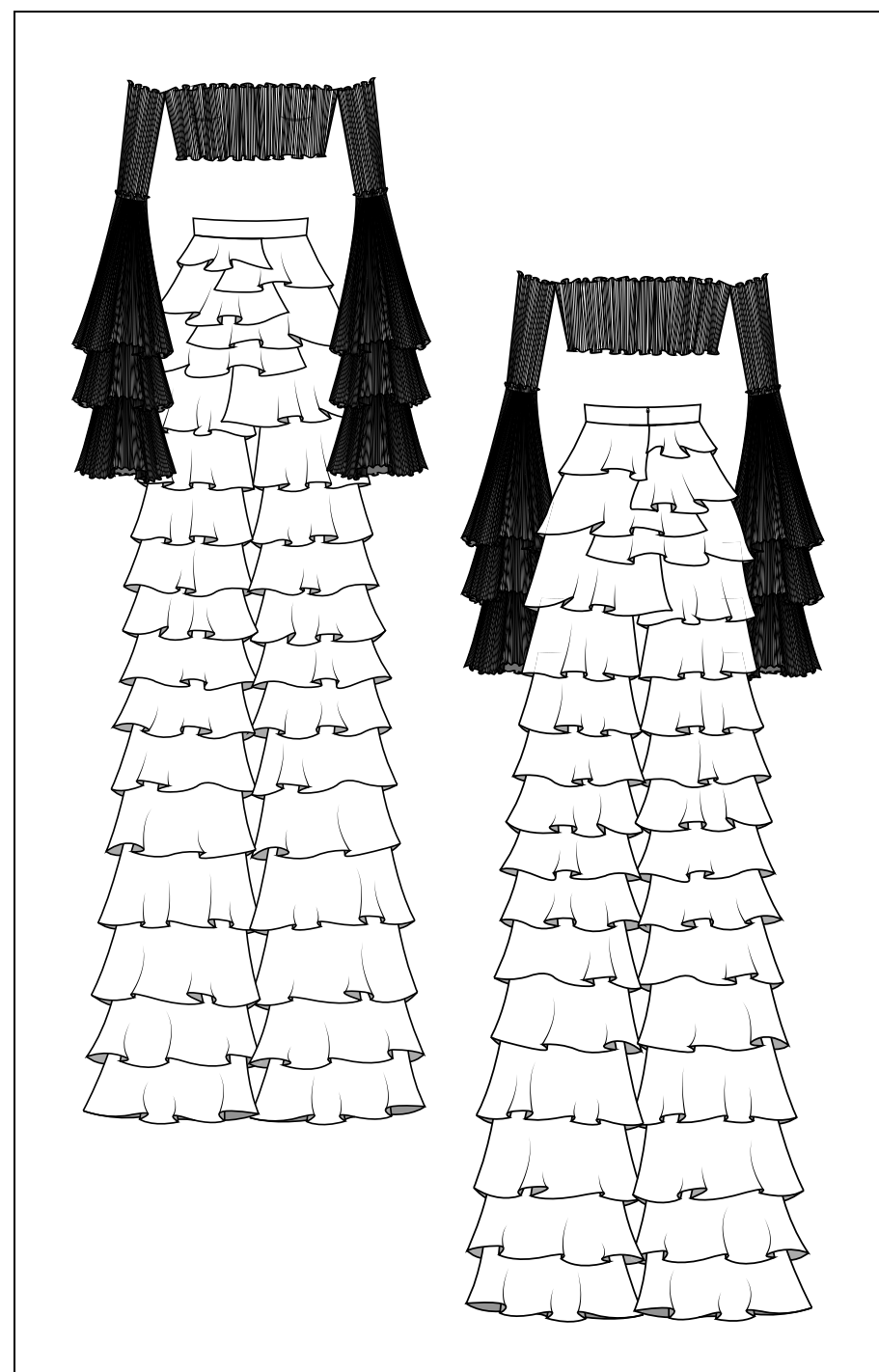
PANTS:

- 1) Pieces are cut, pressed, and darts sewn
- 2) Apply interfacing to WB (use Press Cloth & Steam)
- 3) French seam side seams of pants
- 4) ¼" hem all ruffles
- 5) Apply ruffles to pant legs using French Seam technique.
- 6) French seam inseam of pant with ruffles
- 7) French seam crotch seam
- 8) Apply ruffles to hips and waist using French Seam techniques
- 9) Apply WB
- 10) Apply invisible zipper. Don't catch ruff.
- 11) Fold-over & press WB. Stitch-in-Ditch & Clean finish at zipper
- 12) Hem base pant and bottom ruffle

Seam Allowance: .5"

Finish: Lettuce Edge Serge, ¼" Hem on all ruffles

Trims: NONE



Tempest – Look 4 (Materials & Time Log)

Date:	3/3/18	Style:	Top & Pant Set - Tempest
Sizing:	Size 2	Season:	Summer 2018
Marker Yardage:	15.5 Yards	Allowance:	.5"
Description:	Knit/Crepe de Chine set		

1. Materials	Yards
Rib Knit	4.5
Crepe de Chine	3
Stone Wash Crepe de Chine	8
Interfacing	1

2. Trimmings	Yards/#
Invisible Zipper	1
Hook & Eye set	1

3. Labor	Hours
Design	3
Patternmaking	12
Grading	
Cutting	2.5
Sewing	10
Hand Sewing	0
Pressing	2
Fittings	2
Total Hours	31.5

