




Tempest - Look 5 (Dress)

Final Illustration:



Technical Flats:



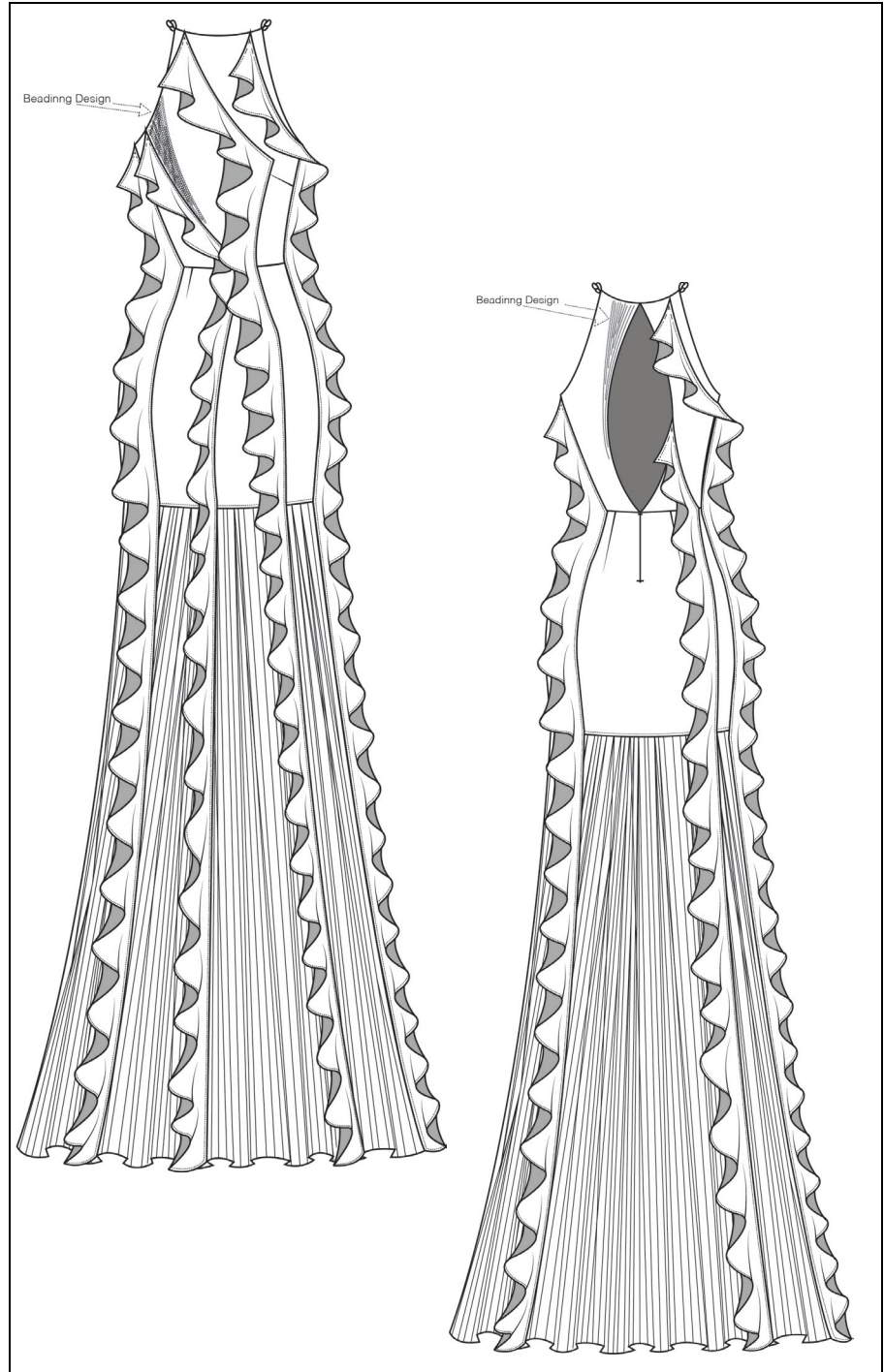
Tempest – Look 5 (Cutters Must)

Brand	Macy Bell Design – Custom
Style No.	Look 5 – Dress
Fabric Content	R.Silk, Lining, C.Silk, Mesh
Fabric Width	45", 60", 45", 60"
Notes	To be dyed

Marker Date	3/28/18	Size Range				
Prod Date	4/4/18	XS	S	M	L	XL
Cut #	1	2	4	6	8	10
Consumption	1 – Custom	X				
Sample Size	"Allison"					

Seam Allowance: .5"
 Finish: Lining, Top stitching on C.Silk, Raw edge on mesh, Lining
 Trims: Sequins (Navy, P. Blue, Car. Blue, Sea Spray) & Beading

Production Steps:
Pieces are Cut, Pressed w/ fusible, & dart
DRESS
1) Straight stitch shell at side seams
** Press open side seams**
2) Baste braided shoulder straps to shell
At front and back points
3) Straight stitch lining at side seams
** Press open side seams**
4) Straight stitch shell bodice and skirt at
Waist seam
** Press open waist seam **
5) Straight stitch lining bodice and skirt at
Waist seam
** Press open waist seam **
6) Gather mesh skirt
7) Serge together shell hem and mesh skirt
** Top stitch **
8) Rolled hem finish on exterior ruffles
9) Straight stitch exterior ruffles to shell
And mesh skirt using "French seam" finish
** Top stitch **
10) Baste stitch seam allowance on bodice
Shell
11) Hand sew beading design to bodice
Shell
** Do not go into seam allowance at
Armhole and C.B. seam
12) Apply invisible zipper
13) Finish shell and lining back skirt seams
** Press open back seams **
14) Straight stitch bodice lining and shell
Together from C.B. to armhole to neckline
** Clip seam allowance **
15) Stitch-in-Ditch lining skirt hem to finish
And enclose mesh skirt gathered hem
16) Hand sew hook & eye at top of zipper
And top C.B.
** Press to finish **



Tempest – Look 5 (Materials & Time Log)

Date:	3/28/18	Style:	Dress – Tempest
Sizing:	Size 2	Season:	Summer 2018
Marker Yardage:	3(R. Silk), 3(Lining), 6(C.Silk), 4(Mesh)	Allowance:	.5"
Description:	Dress		

1. Materials	Yards
Raw Silk	3
Poly Lining	3
Crepe Silk	6
Poly Chiffon Mesh	4
Fusible Interfacing	2
Invisible Zipper	---

2. Trimmings	Yards/#
Sequin Strands (5 Colors)	1
Hook & Eye set	2
Beading	---

3. Labor	Hours
Design	5
Patternmaking	10
Grading	---
Cutting	8
Sewing	6
Hand Sewing	12
Pressing	4
Fittings	2
Total Hours	47

