
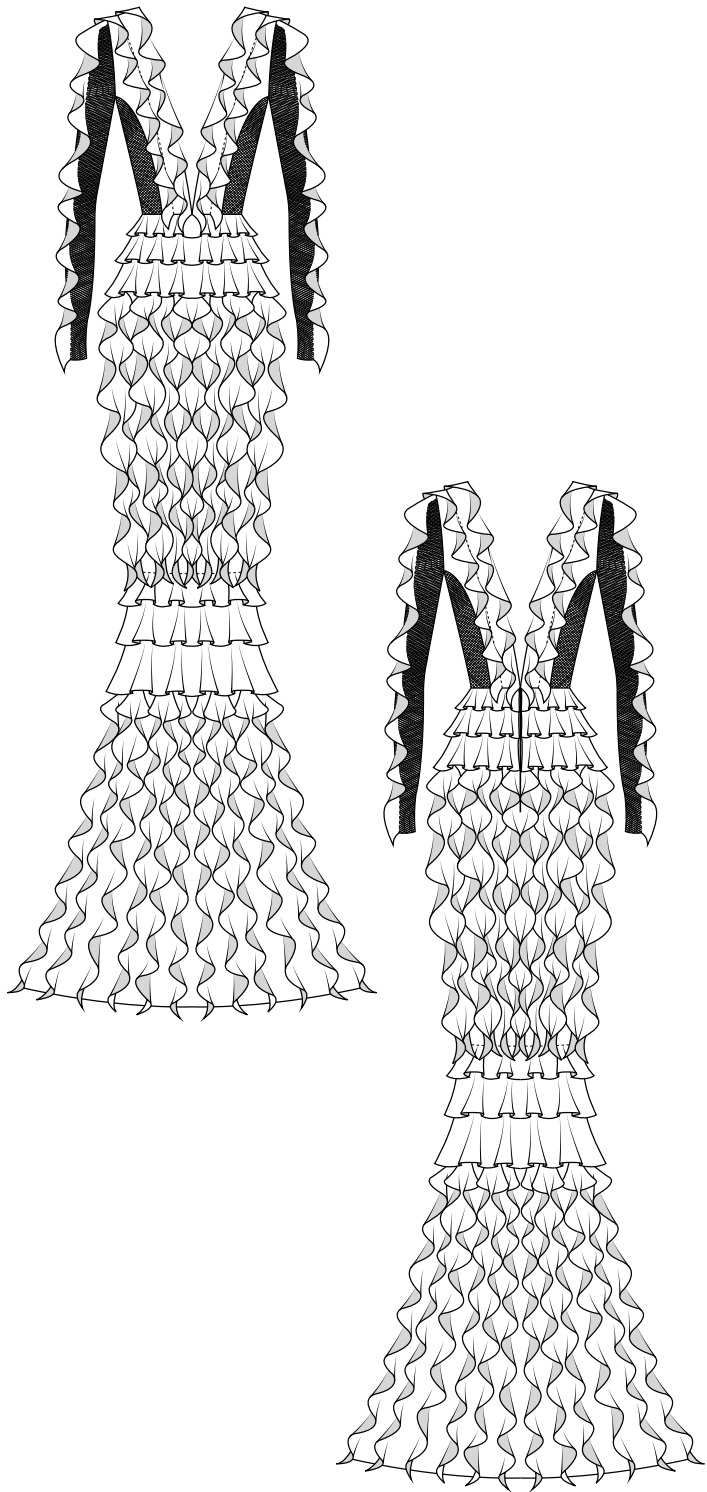


Tempest - Look 6 (Dress)

Final Illustration:



Technical Flats:

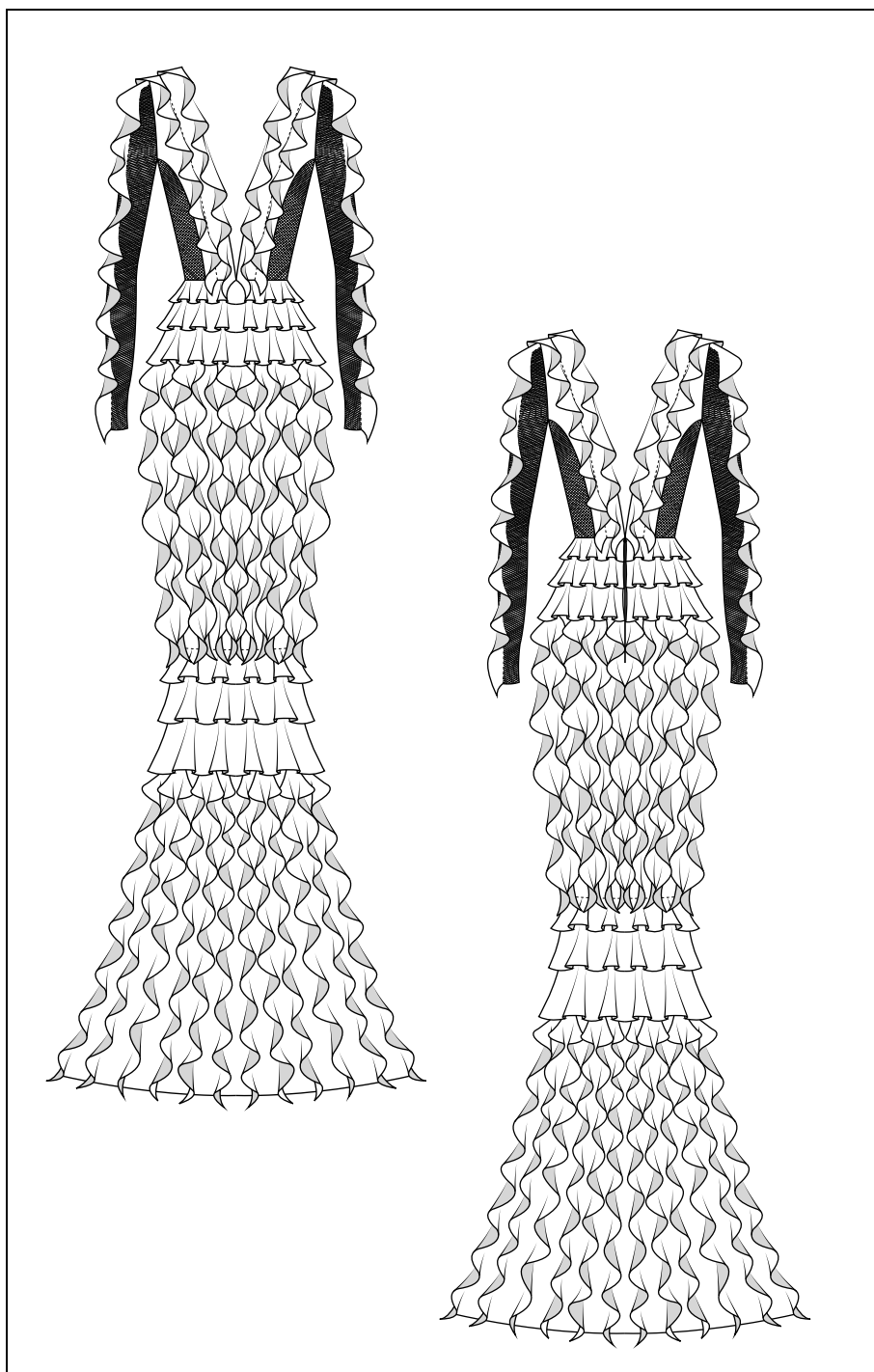


Tempest – Look 6 (Cutters Must)

Brand	Macy Bell Design – Custom
Style No.	Look 6 - Dress
Fabric Content	Taffeta, C.D.C, Mesh
Fabric Width	56", 52", 60"
Notes	To be dyed

Marker Date	3/12/18	Size Range				
Prod Date	3/15/18	XS	S	M	L	XL
Cut #	6	2	4	6	8	10
Consumption	1 – Custom	X				
Sample Size	"Ashley"					
Seam Allowance: .5"						
Finish: Pearl edge finish on all ruffles, 1" Hem, Raw edge on mesh						
Trims: NONE						

Production Steps:
1) All Pieces are cut, pressed, with darts
2) All ruffles are edge finished and pressed
3) Attach ft&bk bodice shell at shldr seam
4) Repeat step 3 for bodice lining
5) Repeat step 3 for bodice ruffles
6) Sandwich CF ruffle b/w shell and lining And 301 stitch Ft to Bk
7) Press
8) Apply outer bodice ruffle to shell only With French seam technique
9) Press S.A. on Ft&Bk lining bodice pieces To attach side pieces
10) 301 stitch Ft&Bk side pieces to shell
11) Stitch-in-Ditch to close princess seam
12) Apply sleeve ruffle to middle of slv with French seam technique
13) Serge sleeve cap into bodice armhole
14) Close slv and S.S. with contin. serge
15) French seam all skirt shell seams minus CB seam
16) Repeat step 15 for skirt lining
17) Baste box pleat skirt ruffles
18) Apply skirt ruffles in correct pattern & Color order with French seam technique
19) Attach skirt shell and lining to bodice Leaving CB seam open
20) Attach invis. zipper at CB seam, closing It between shell and lining
21) Hand stitch hook and eye at top of zip
22) Close up CB seam with French seam
23) Hand stitch 3 layers of horsehair to Inside of skirt shell sitting at top edge of SA
24) 301 stitch hem of lining closed
25) Hand stitch shell hem closed



Tempest – Look 6 (Materials & Time Log)

Date:	3/15/18	Style:	Dress - Tempest
Sizing:	Size 2	Season:	Summer 2018
Marker Yardage:	27 Yards	Allowance:	.5"
Description:	Taffeta, Crepe de Chine, Mesh		

1. Materials	Yards
Taffeta	6
Crepe de Chine	10
Mesh	3
Lining	7
Interfacing	1

2. Trimmings	Yards/#
Invisible Zipper	1
Hook & Eye set	1
3" Horsehair	10

3. Labor	Hours
Design	3
Patternmaking	12
Grading	
Cutting	2.5
Sewing	25
Hand Sewing	2
Pressing	2
Fittings	3
Total Hours	49.5

